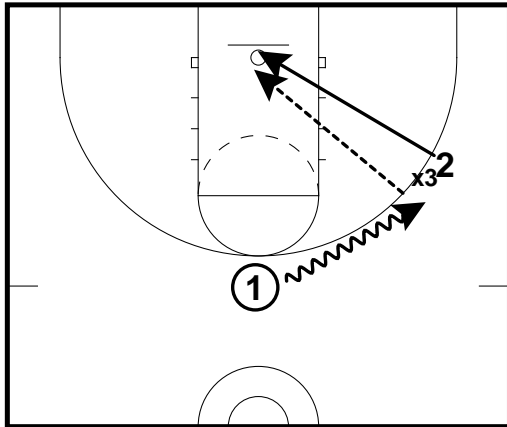
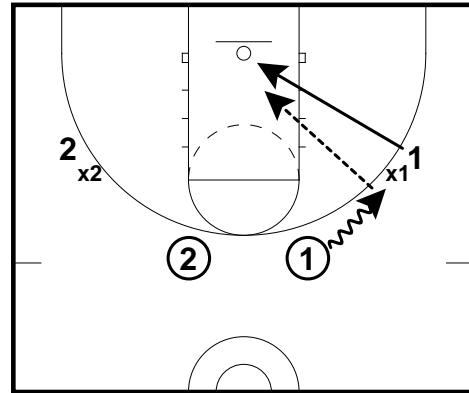


# Layer 2 - Dribble At

Frame 1



Frame 2



## Layer 2 - Dribble At

The point guard wants to make a pass to the wing. The wings defender is over the read line denying the pass. The wing should recognize this and cut to the basket but they do not. This layer gives the point guard an option if this happens. They will simply dribble at the wing, give them a wave of the hand to signal them to cut. If the cutter is open then pass it to them, if they are not, then the dribbler just takes their spot.

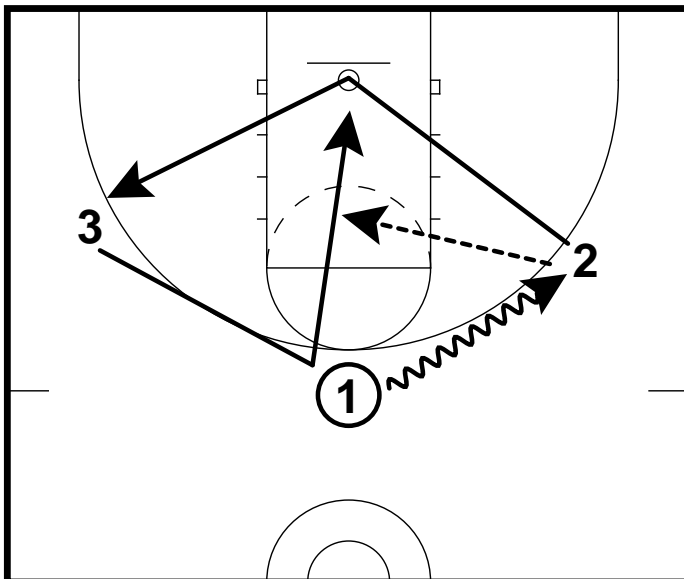
## Drill #1 -

- Have groups on each side of the rim.
- #1 dribbles at the wing, the wing cuts for a lay-up.
- Alternate sides so they do not hit each other at the rim.

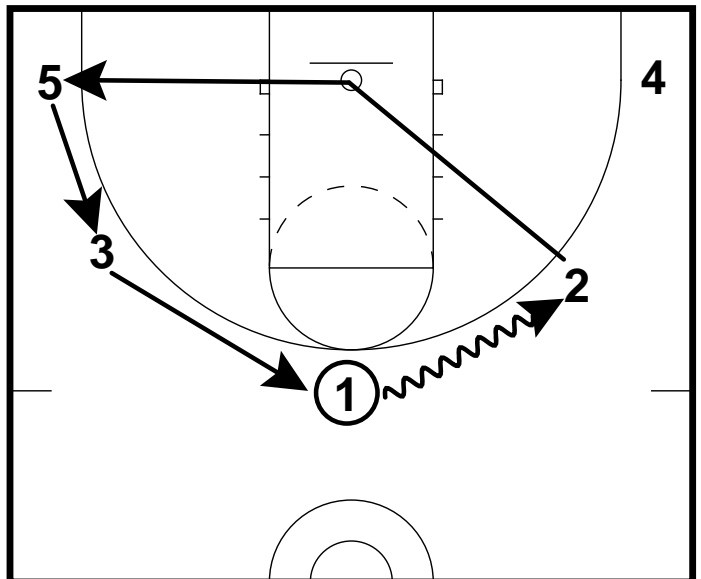
## Notes -

1. Dribble along the 3 point arc right at the cutter.
2. Try to make the pass as early as possible. This gives the cutter time to make a play.

Frame 3



Frame 4



## Drill #2 - Dribble At, Fill, Back Cut

- #1 will dribble at #2. #2 will cut.
- #3 will fill up and then back cut for a shot.

## Filling action after the Dribble At -

The filling action is the same. #2 will basket cut and fill opposite, #3 will fill up and #5 will fill up.